


LIGHTING CONTROL SYSTEM

2024



Email: sales@iskydance.com

<https://www.iskydance.com>

Guangzhou Skydance Co.,Ltd

No.36,Zhongsan,Shiguang Road,Zhongcun Street,Panyu District,Guangzhou, China

Tel: +86 20 8450 1739/ 8471 4495

Fax: +86 20 23830061

Lighting controls / LED dimmer / Intelligent driver

• Wireless • DMX512 • Triac • DALI • 0/1-10V • Sensor



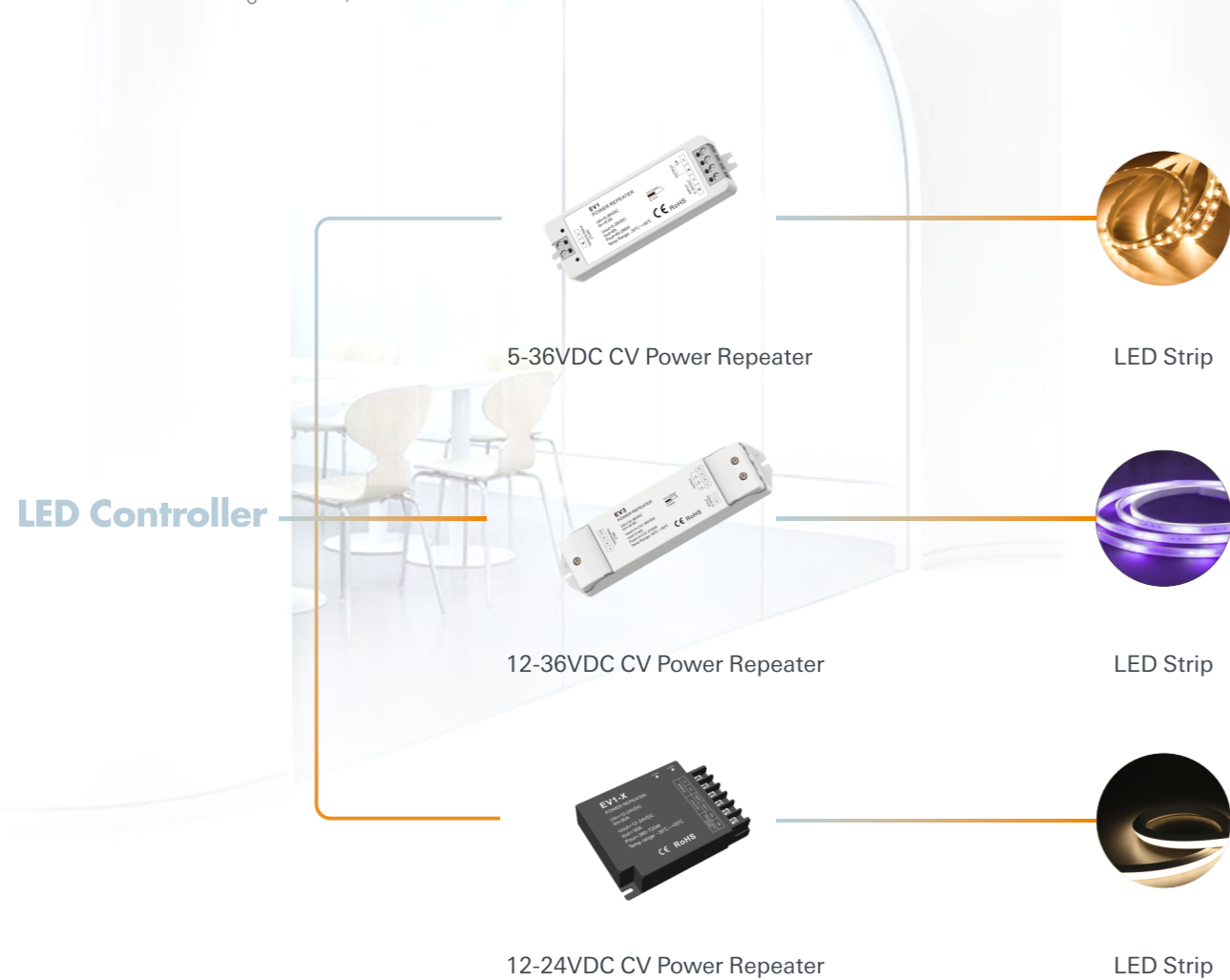
PRODUCT CATALOG



Power Repeater


Due to the voltage drop of constant voltage LED lights, in the LED lighting control system, as the transmission distance increases and the load cascade increases, the LED power supply driving ability is insufficient. The brightness at the end of the lamp drops significantly, which affects the consistency of the LED lamp output. By using a power repeater, accepting constant voltage PWM signal control to expand the output of the constant voltage controller Power to achieve synchronous control effect. Each PWM constant voltage controller can theoretically connect an unlimited number of constant voltage power repeater in series or parallel to control more monochrome, color temperature, RGB, RGBW And RGB+CCT constant voltage LED lights.

SKYDANCE constant voltage power repeater series adopt DC12/24/36/48/60V constant voltage led driver, 1/2/3/4/5 channel PWM constant voltage signal input, 1/2/3/4/5 channel PWM Constant voltage power 3KV photoelectric isolation between output, input and output. The constant voltage power repeater needs to be used with RF constant voltage controller, DMX constant voltage decoder, DALI PWM constant voltage dimmer, etc.



Power Repeater

- Apply with LED controller to extend power output to control more LED lights more stably
- 1/2/3/4/5 channel PWM constant voltage output options
- Power repeater in series or in parallel to expand output unlimitedly
- Reverse polarity protection, IP20 or IP67 waterproof rating



Model No.	Input Voltage	Output Voltage	Output Current	Output Power	Size (mm)
EV1	5-36VDC	5-36VDC	1CH*8A	5V<40W, 12V<96W 24V<192W, 36V<288W	97 X 33 X 18
EV1-S	12-24VDC	12-24VDC	1CH*15A	12V<180W, 24V<360W	175 X 45 X 27
EV1-X	12-24VDC	12-24VDC	1CH*30A	12V<360W, 24V<720W	107 X 75 X 24.5
EV2	12-36VDC	2*(12-36)VDC	2CH*8A	12V<192W, 24V<384W 36V<576W	175 X 45 X 27
EV3	12-36VDC	3*(12-36)VDC	3CH*6A	12V<216W, 24V<432W 36V<648W	175 X 45 X 27
EV3-X	12-36VDC	3*(12-36)VDC	3CH*10A	12V<360W, 24V<720W 36V<1080W	107 X 75 X 24.5
EV4	12-36VDC	4*(12-36)VDC	4CH*5A	12V<240W, 24V<480W 36V<720W	175 X 45 X 27
EV4-X	12-24VDC	4*(12-36)VDC	4CH*8A	12V<384W, 24V<768W	107 X 75 X 24.5
EV4-WPS (IP67)	12-36VDC	4*(12-36)VDC	4CH*5A	12V<240W, 24V<480W 36V<720W	165 X 98 X 72
EV5	12-24VDC	5*(12-36)VDC	5CH*5A	12V<300W, 24V<600W	107 X 75 X 24.5